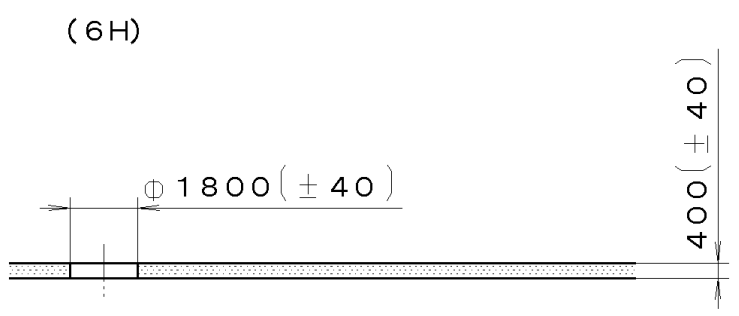
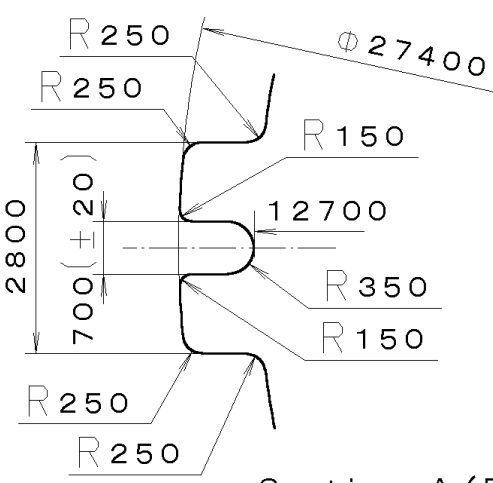
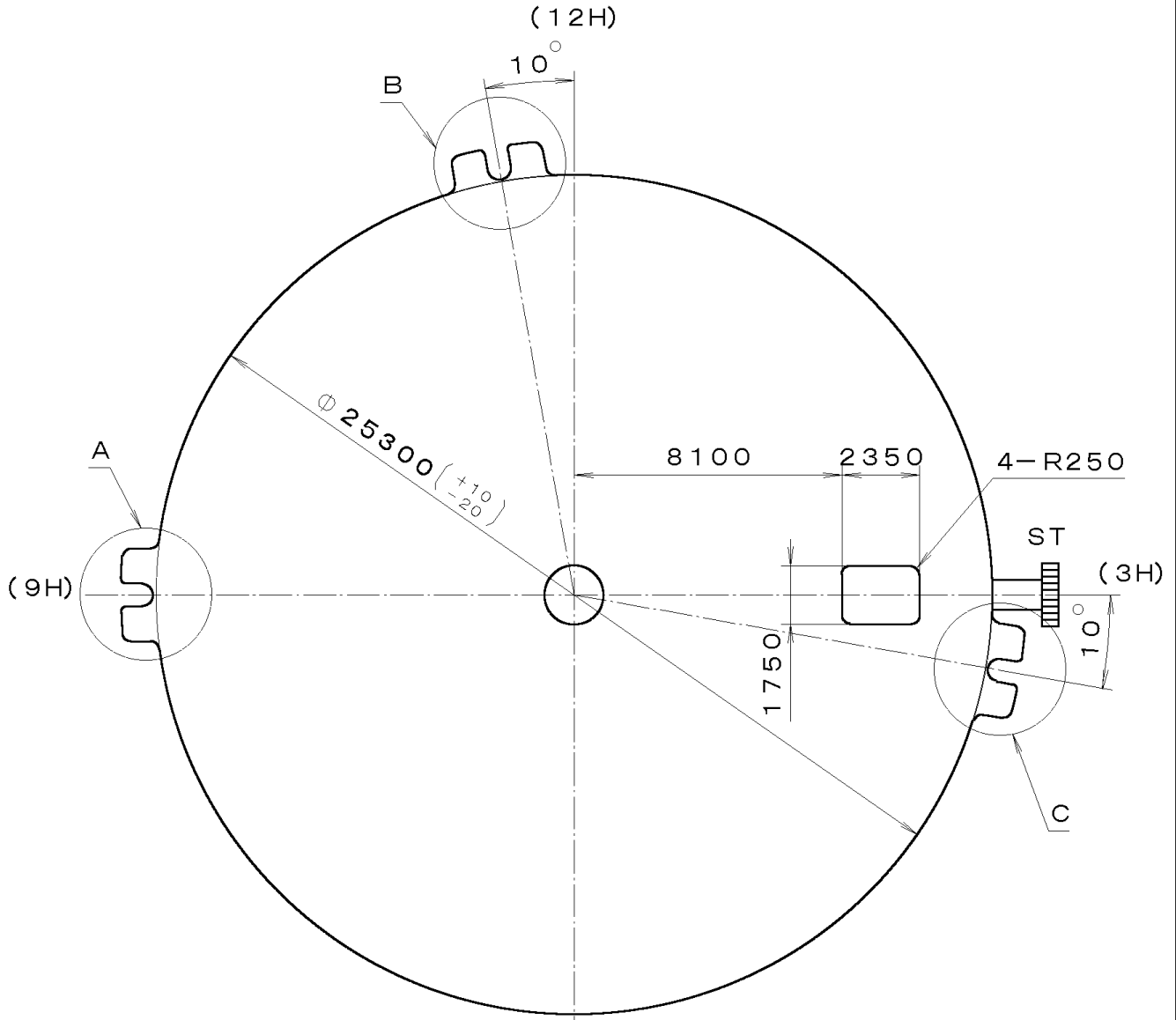


This drawing is provisional and subject to our reconfirmation and/or revision without notice.

*** TIPW 6N10-00A (01) *** (2100 1121 C-01) 00-07-25

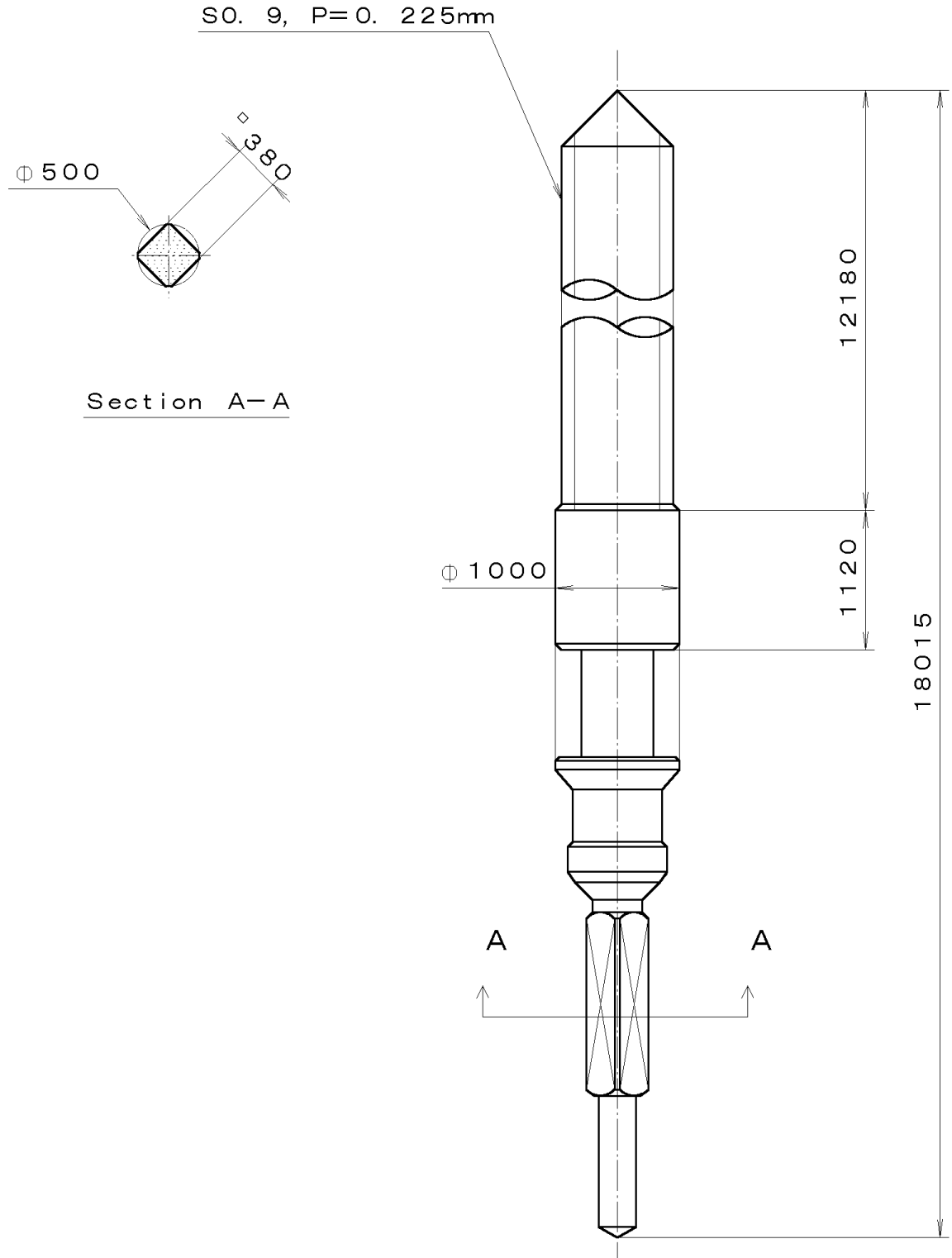


Section A (B, C)

| | | | | |
|----------------------------|---|--------------------|------------------------|-------------------------------|
| *** TIPW 6N10-00A (01) *** | 7 | Quantity | | Cal. No. : 6N10-00A |
| | 6 | Unit | 1/1000 mm | |
| | 5 | Scale | 5:1 | Parts: |
| | 4 | Date | | |
| | 3 | Drawn | | |
| | 2 | Checked | T. Hiruta | Name: |
| | 1 | Approved | | Indications for Dial |
| Material | | | Drawing No. : 6N10D000 | |
| Heat Treatment | | General Tolerances | | |
| Hardness | | Dimensions | | |
| Plating | | Angles | | |

This drawing is provisional and subject to our reconfirmation and/or revision without notice.

065-379 (01) *** (2100 1121) 00-06-23



| | | | | |
|-----------------|--|---------------------------|-----------|--------------------------|
| 7 | | Quantity | | Cal. No. : |
| 6 | | Unit | 1/1000 mm | Parts: 065-379 |
| 5 | | Scale | 20:1 | |
| 4 | | Date | | |
| 3 | | Drawn | | Name: |
| 2 | | Checked | T. Hiruta | SETTING STEM |
| 1 | | Approved | | Drawing No. : 3790S000 |
| Material | | | | |
| Heat Treatment | | General Tolerances | | |
| Hardness | | Dimensions | | |
| Plating | | Angles | | |